



# Going to live music

**Mable**



**Easy English**




## Going to live music

### About this guide


This guide tells you how to go to a music show if you have a disability.



This guide is written by Mable.



Mable is where you can find independent support workers online.



Contact information is at the end of this guide.

## Hard words

This guide has some hard words.



The first time we write a hard word

- the word is **blue**
- we write what the hard word means.

There is a list of the hard words at the end of the guide.

## Get help with this guide


Someone can help you




- read this guide



- know what this guide is about



- find out more.



## Use a Companion Card

A Companion Card is a card from the government.



It lets your support person come with you for free.



## Check the venue online

Many **venues** list their **accessibility** features online.

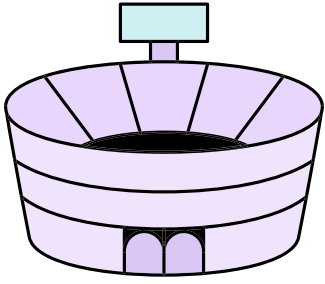


A venue is the place where an event happens.


A venue can be



- a music hall



- a stadium



- a theatre




- a park.




Accessibility means it is easy for people with disability to use.

Accessibility means



- you can get in without steps



- there is space for a wheelchair



- it is easy to use for everyone.



### **Talk to the venue**

You can call or email the venue.

You can tell them what you need.


You can talk about



- where you want to sit

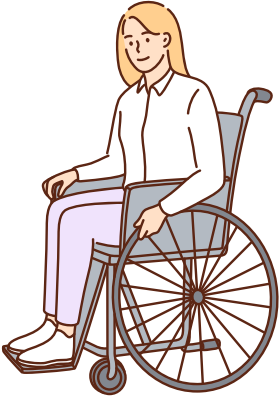


- help to get in or move around.



## Choose where to sit

Some people like to be close to the stage.




Some people like to sit in the **accessible viewing area**.


An accessible viewing area



- is a safe space for people with disability




- has a good view.



## Plan how to get there


Think about



- how you will get there



- how you will get home.




If you use public transport, check if it is accessible.



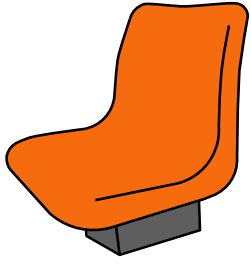
### **Go early**

Getting there early means



- fewer people






- easier to find your seat



- less stress.




### **Think about when to leave**

You can


- leave a few minutes early



- wait until the crowd goes away.

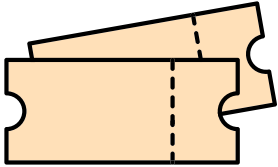


Some people like to stay to the end.




## Keep your phone charged

Your phone helps you



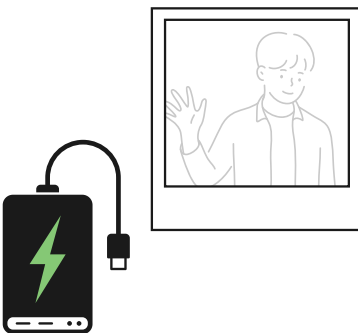
- show your ticket




- call for transport



- talk to friends and family.



If you want to take photos or videos, bring a power pack.



**Rest before the show**



Music shows can be tiring.



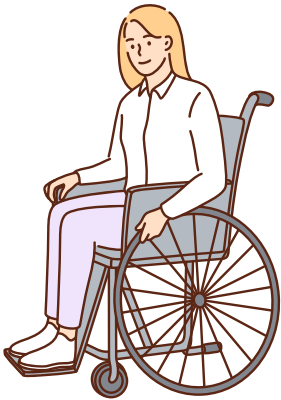
Rest before so you have energy.



## Word list

### Accessible


Accessible means it is easy for people with disability to use.



### Accessible viewing area

An accessible viewing area

- is a safe space for people with disability
- has a good view.



### Venue

A venue is the place where an event happens.

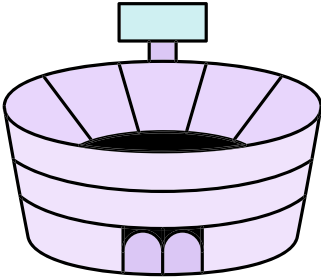
A venue can be



- a music hall



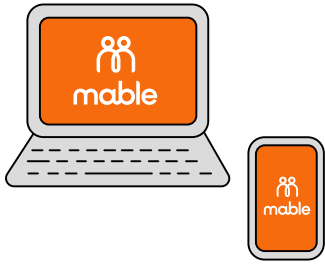
- a theatre



- a stadium




- a park.



## About Mable

Mable is a website and app.




It helps people find independent support workers.



You can contact Mable.

Phone: 1300 73 65 73



Website: [www.mable.com.au](http://www.mable.com.au)



Email: [support@mable.com.au](mailto:support@mable.com.au)



Mable's office hours are Monday to Friday,  
8 am to 6 pm (Sydney time)